

CAN YOU AFFORD  
TO MISS THE  
GOLDEN BENEFITS



**Undivided Land:**

The land is in prime location of Tirupati and even as per Govt Value it commands the highest price in Tirupati. TUDA assigns pro rata land to all units..

FLAT TYPE	CARPET AREA	BUILT-UP AREA	SUPER BUILT-UP AREA @25% OF BUILT-UP AREA
2BHK	908	990	1235
3BHK	1305	1520	1900
4BHK	2667	2995	3745

**TUDA TOWERS (RESIDENTIAL FLATS DETAILS)**

S.No	Location	2BHK	3BHK	4BHK	TOTAL
1	2 <sup>nd</sup> floor	2	10	0	12
2	3 <sup>rd</sup> floor	4	10	0	14
3	4 <sup>th</sup> floor	4	10	0	14
4	5 <sup>th</sup> floor	4	10	0	14
5	6 <sup>th</sup> floor	4	14	4	22
6	7 <sup>th</sup> floor	4	14	4	22
7	8 <sup>th</sup> floor	4	14	4	22
8	9 <sup>th</sup> floor	4	14	4	22
9	10 <sup>th</sup> floor	4	14	4	22
10	11 <sup>th</sup> floor	4	14	4	22
11	12 <sup>th</sup> floor	4	14	4	22
12	13 <sup>th</sup> floor	4	14	4	22
<b>Total</b>		<b>46</b>	<b>152</b>	<b>32</b>	<b>230</b>



# RESIDENCES 2<sup>ND</sup>, 3<sup>RD</sup>, 4<sup>TH</sup> & 5<sup>TH</sup> FLOOR PLAN

# OFFICE 2<sup>ND</sup>, 3<sup>RD</sup>, 4<sup>TH</sup> FLOOR PLAN




Note: The dimensions mentioned above may have a slight variation depending on the Elevation features and wall thickness.










Carpet Area	908 sft
Built-Up Area	990 Sft
Super built-up Area @25% of Built-Up Area	<b>1235 Sft</b>

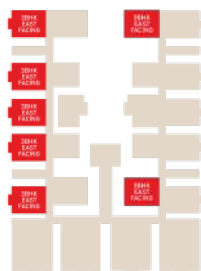


Note: The dimensions mentioned above may have a slight variation depending on the Elevation features and wall thickness.

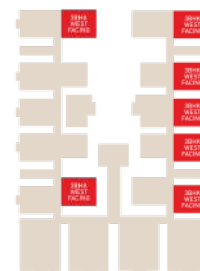


Carpet Area	908 sft
Built-Up Area	990 Sft
Super built-up Area @25% of Built-Up Area	<b>1235 Sft</b>





Carpet Area	1305 sft
Built-Up Area	1520 Sft
Super built-up Area @25% of Built-Up Area	1900 Sft




Carpet Area	1305 sft
Built-Up Area	1520 Sft
Super built-up Area @25% of Built-Up Area	1900 Sft



Note: The dimensions mentioned above may have a slight variation depending on the Elevation features and wall thickness.





Carpet Area	2667 sft
Built-Up Area	2995 Sft
Super built-up Area @25% of Built-Up Area	3745 Sft



LEISURE  
**4**

**TUDA**  
TOWERS

Note: The dimensions mentioned above may have a slight variation depending on the Elevation features and wall thickness.